



# **Child Fatality Review Board 2016 Annual Report**

219 East Market St.  
Lima, Ohio 45802 – 1503

April 2017

## Table of Contents

<b>Executive Summary</b> .....	3
<b>Introduction</b> .....	5
<b>Child Deaths in 2016</b> .....	7
Gender .....	7
Race .....	8
Age .....	9
Infant Mortality Rate .....	10
<b>Cause of Death</b> .....	11
Infant Death Information .....	11
<b>Case Overview</b> .....	12
Natural Death .....	12
Homicide .....	12
Motor Vehicle Accidents .....	12
Accidents/Undetermined .....	13
Preventable Deaths .....	13
<b>Trends</b> .....	14
<b>Conclusion</b> .....	15
<b>Board Recommendations</b> .....	16
<b>Prevention Initiatives</b> .....	17
<b>Appendix</b> .....	19
Table 1: Reviews of 2012-2016 Deaths by Year by Age, Gender and Race .....	19
Table 2: Reviews of 2012-2016 Deaths by Year by Cause, Circumstances and Preventability .....	20

## **EXECUTIVE SUMMARY**

The Allen County Child Fatality Review (CFR) Board officially began reviewing cases on January 1, 2001. The following report represents the sixteenth full year of child death reviews by the Allen County CFR Board.

Ohio law mandates CFR Boards in all Ohio counties or regions to review the deaths of all children age 17 and younger. While the Ohio law requires the activity of the Board to be completely confidential, the Child Fatality Annual Report provides the community with information from the reviews of all deceased children who resided in Allen County in 2016.

The purpose of the Allen County CFR Board is to examine and review the causes of each death to be able to identify and make recommendations in regards to policy and program change and to prevent future child deaths in Allen County.

For 2016, the CFR Board reviewed a total of twenty (20) deaths that occurred among Allen County children. Historically, Allen County has experienced nine to fifteen (9-15) deaths per year, as reported in the last five years of the reviews.

### ***Key Findings***

The largest number of deaths, 11 (55%) occurred after the first year of life. The percentage of African American child deaths (35%) in 2016 was higher than the percentage of the total African American population living in Allen County (12.5%) based on the 2015 US Census data.

Of the 20 total child deaths in Allen County in 2016,

- 14 (70%) were males
- 6 (33%) were females
- 12 (60%) were White
- 7 (35%) were African American
- 1 (5%) was identified as Other Race

### ***Manner of Death***

Reviewed cases are categorized by manner and by cause of death. Manner of death is a classification of deaths based on the circumstances surrounding a cause of death and how the cause came about. Listed below are the deaths that occurred in 2016 and how they were categorized by manner of death.

- Natural deaths accounted for 80% (16) of the deaths.
- Accidents (unintentional injuries) accounted for 15% (3) of the deaths.
- Homicides accounted for 5% (1) of the deaths.
- Suicides accounted for 0 of the deaths.
- 0 of deaths were of an undetermined, pending, or unknown manner.

### ***Cause of Death***

In 2016, the reviews were classified as follows: 16 (80%) were due to medical causes and 4 (20%) were due to external causes.

### ***Preventability***

Of the 20 deaths that occurred in 2016, 7 (35%) were considered “probably not preventable”, 5 (25%) were considered “probably preventable” and 8 (40%) could not be determined.

### ***Board Recommendations***

The majority of the recommendations are focused on increasing public awareness and educating the community on the importance of basic safety precautions, early prenatal care, and healthy lifestyle choices. Anyone in the community who comes in contact with families and women of child-bearing ages can help support the following recommendations.

#### ***Pregnancy Related***

- Increase education on premature labor warning signs and risk reduction
- Increase education on the importance of early prenatal care
- Increase support and education for healthy lifestyle choices before, during, and after pregnancy, including reducing use/exposure to tobacco before and during pregnancy
- Increase support for women to eliminate the use of alcohol and illicit drugs, especially during pregnancy

#### ***Parenting Related***

- Increase parenting skills, including supervision and caretaker decisions
- Increase safe sleep education using the ABC's of safe sleep – infants sleeping Alone in their bed, placed on their Back to sleep, in a safe, empty Crib

#### ***Community Resources/Support***

- Increase awareness of seat belt use while driving and teen driver education about distracted driving and maintaining safety in regards to speed
- Increase awareness and education on the misuse and abuse of prescription and illicit drugs and other substances
- Increase awareness and support of domestic violence and abuse counseling
- Increase awareness of the warning signs of suicide
- Increase awareness and support for grief counseling

For more information or to receive a copy of the report, go to the health department's website (<http://www.allencountypublichealth.org/>) under the Vital Statistics tab – Community Health Statistics – Child Fatality Review or call 419-228-4457.

## **INTRODUCTION**

***Mission:*** To reduce the incidence of preventable child deaths in Allen County.

The main goals of the Allen County CFR Board are:

- To accurately identify and document the cause of death of all Allen County children age 17 and younger.
- To gather statistics on all Allen County child deaths.
- To identify trends and patterns among Allen County child deaths.
- To identify causes of death that may be preventable.
- To make recommendations and develop plans for implementing policy changes and/or public health or safety issues in Allen County.
- To develop uniform protocols and procedures for investigating child deaths.

### ***Allen County Child Fatality Review Board Members***

Kathleen Luhn, MS, MCHES – Chair  
Debra Hattery-Roberts, BSN, RN – Secretary  
Gary Beasley, MD – Allen County Coroner  
Lt. Brian Leary – Lima Police Department  
Cynthia Scanland, Director – Allen County Children Services  
Robert Bruni – Allen County Children Services  
Mike Schoenhofer, Director – Mental Health & Recovery Services Board  
Kelly Monroe – Mental Health & Recovery Services Board  
Melissa Meyer – Family Resource Center  
Barbara Blass, Contract Manager – Allen County Help Me Grow  
Virginia Snyder, CNP – Neonatal Nurse Practitioner  
Robert Horton, Jr. – Community Representative  
Juergen Waldick – Allen County Prosecutor  
Christine Gaynier, MD – Allen County Public Health Medical Director  
Jeanetta Francy, MPH – Allen County Public Health

### ***Child Fatality Review Board Membership***

Members on the Allen County CFR Board are representatives from the following agencies: Allen County Children Services, Allen County Coroner, Allen County Mental Health and Recovery Services Board, Allen County Prosecutor, Allen County Public Health, Allen County Sheriff's Office, Family Resource Center, Help Me Grow, Lima Police Department, and local physicians from the community.

Meetings are closed to the general public and the media and are kept confidential, as required by Ohio law. Only board members and invited guests are permitted to attend CFR Board

meetings. Representatives of other organizations are occasionally invited to attend when a relevant case is being discussed.

### ***Summary of Reviewed Cases***

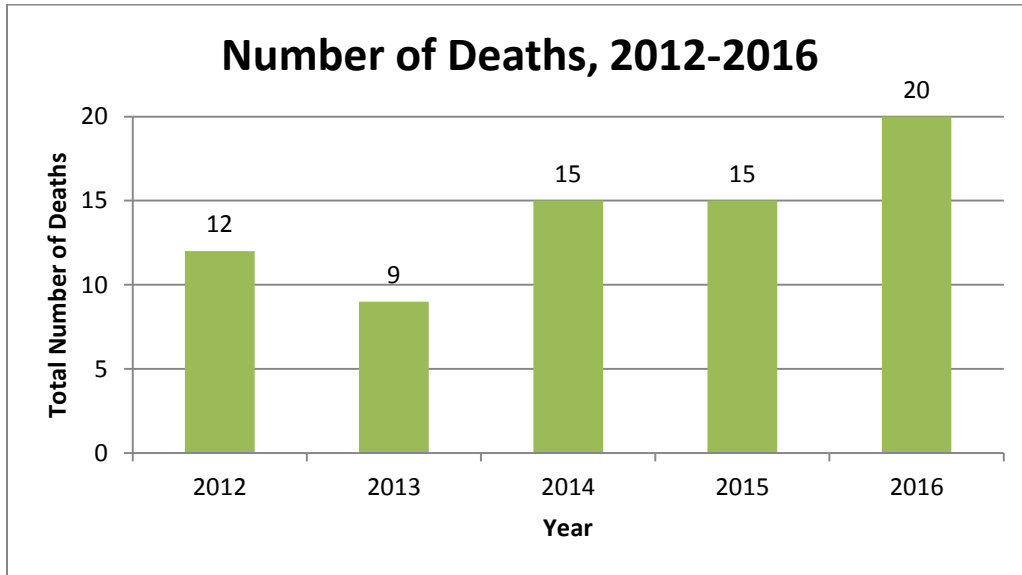
The Allen County CFR Board screens all deaths of children age 17 and younger who are residents of Allen County at the time of death. The Board does not review deaths of non-residents who die in Allen County.

The CFR Board collects basic demographic information, including cause of death, factors contributing to death, age, gender, race, geographic location of death, and year of death. The mother's prenatal medical information is reviewed, when available, for any child who is under one year of age. A medical screener, the Medical Director for Allen County Public Health, reviews all death certificates to determine and record the cause of death to present to the CFR Board. All deaths receive a full review by the CFR Board to the extent records are made available.

When necessary, criminal cases are excluded from review until the investigation and/or prosecution is complete to not interfere with law enforcement or the courts. After that process is complete, the review from the CFR Board will occur.

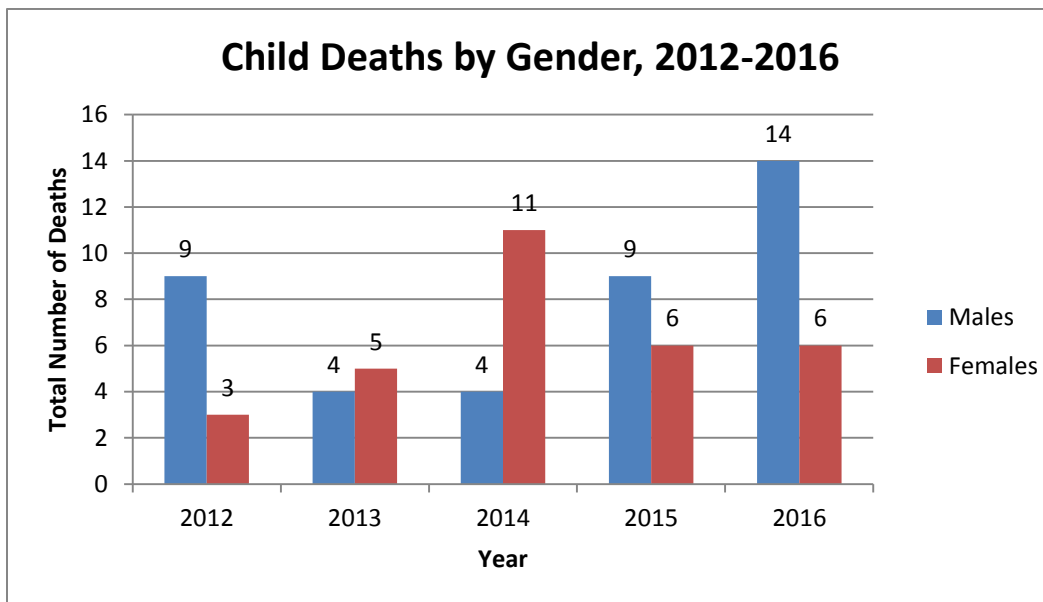
### CHILD DEATHS IN 2016

In 2016, twenty (20) Allen County children age 17 or younger died. The chart below shows the number of child deaths from 2012-2016 in Allen County.



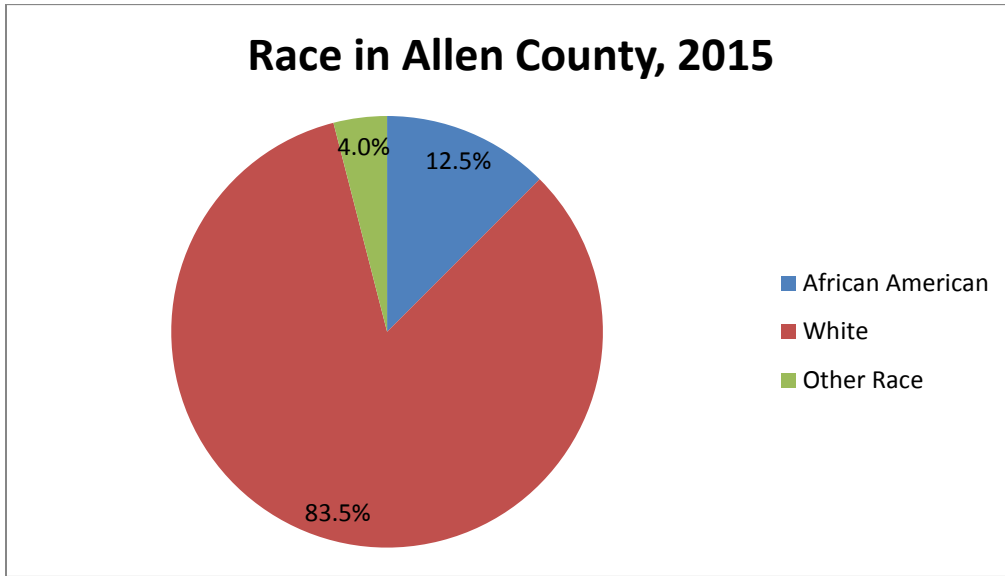
### Gender

Of the total child deaths in Allen County in 2016, 14 (70%) were males and 6 (30%) were females. The chart below shows the gender breakdown of child deaths that occurred in Allen County from 2012-2016.



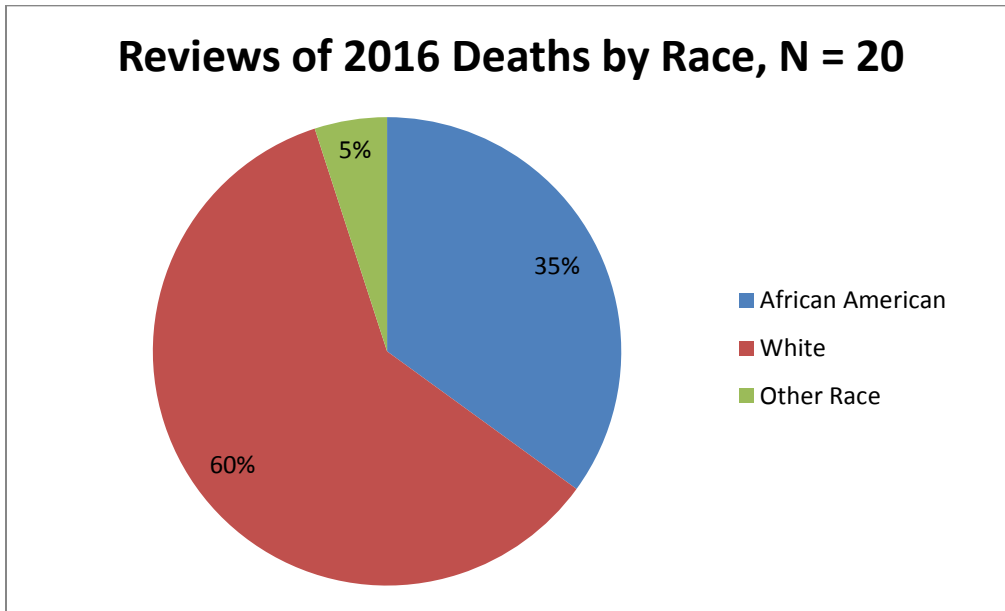
**Race**

Of the total child deaths in Allen County in 2016, 7 (35%) were African American, 12 (60%) were White, and 1 (5%) was identified as Other Race. A child’s race is determined by the family’s self-determination of race. The chart below shows the racial breakdown of the total population in Allen County according to the 2015 United States Census.



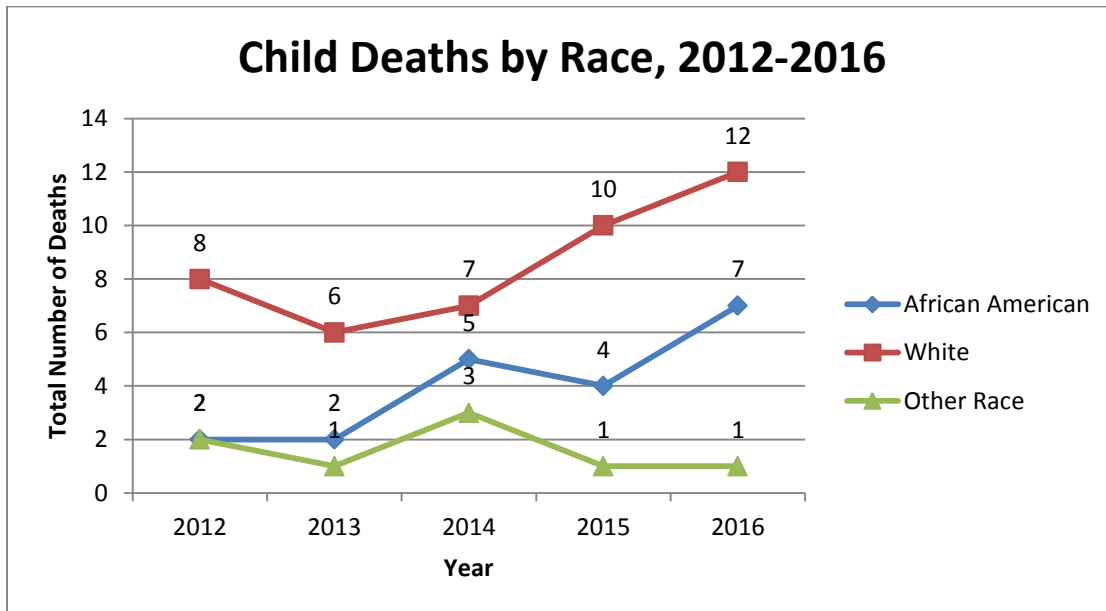
*\*Based on the data from the United States Census, 2015*

The chart below shows the percentage of Allen County child deaths by race in 2016.



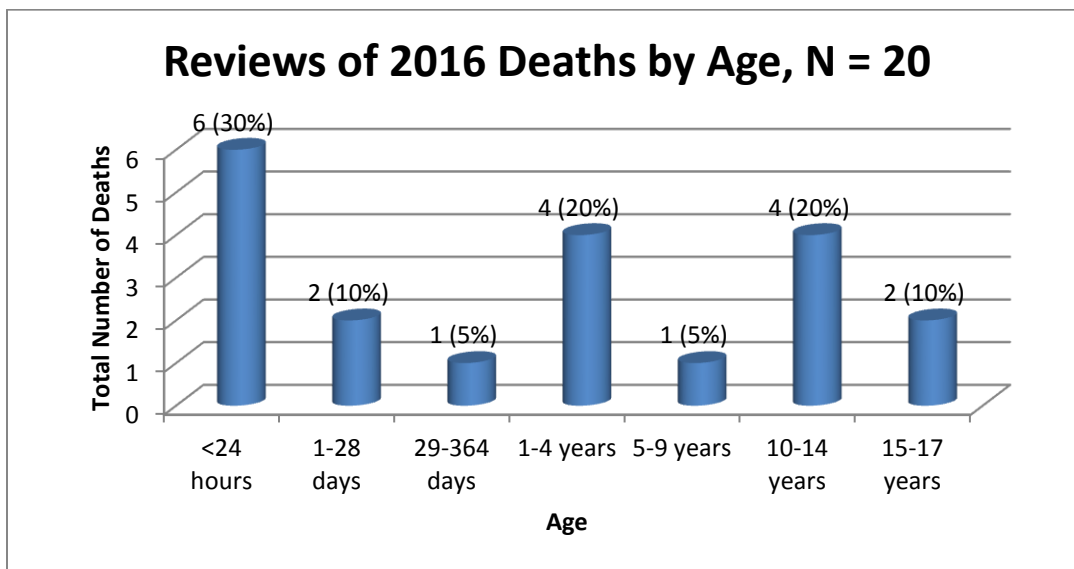


The chart below shows the race breakdown of the total number of child deaths that occurred in Allen County from 2012-2016.



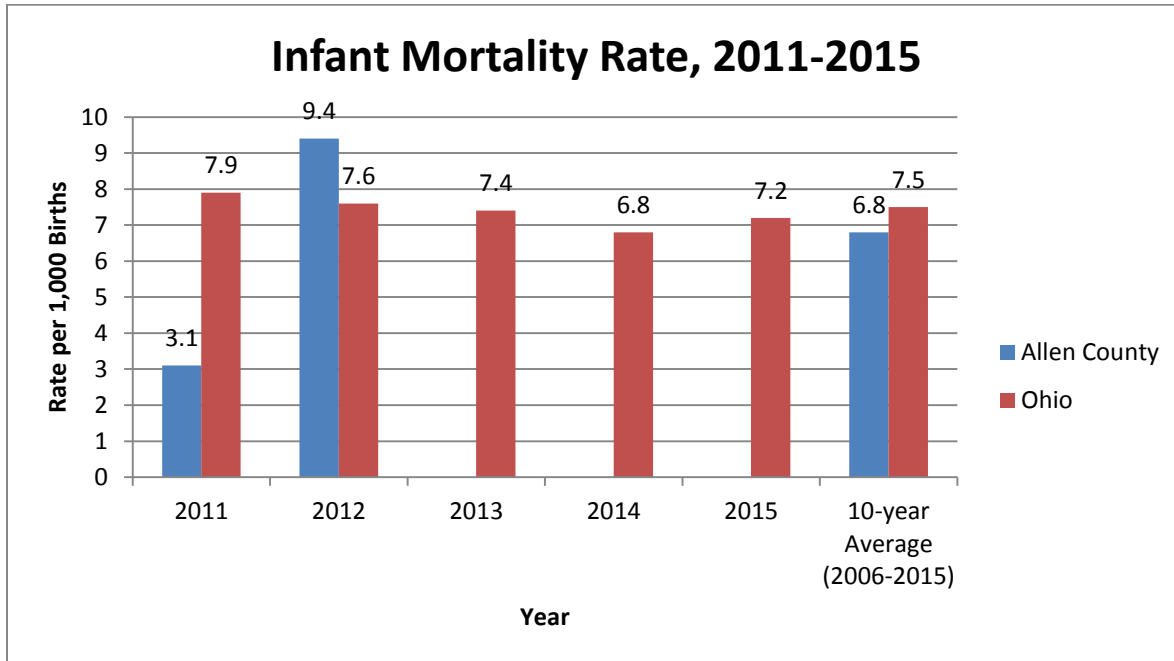
**Age**

Of the total child deaths in Allen County in 2016, the largest number of deaths occurred after the first year of life, 11 (55%), which is not consistent with previous years. In previous years, the largest number of deaths occurred within the first year of life. The chart below shows the number (percent) of child deaths and the age at which those deaths occurred in Allen County in 2016.



**Infant Mortality Rate**

Infant mortality is defined as the death of a infant before his or her first birthday. The infant mortality rate is the number of babies who died in the first year of life, per 1,000 live births. This rate is considered an important indicator of the overall health of a community. The chart below shows the infant mortality rate breakdown in Allen County compared to Ohio that occurred from 2011-2015.



*\*Rates for Allen County in 2013, 2014, & 2015 were considered unstable & were not reported*

The chart belows shows the infant mortality rate breakdown in Allen County compared to Ohio by race that occurred from 2011-2015.

	2011	2012	2013	2014	2015
<b>Allen County</b>					
African American	0.0	12.8	*	*	*
White	3.8	7.9	*	*	*
<b>Ohio</b>					
African American	16.0	13.9	13.8	14.3	15.1
White	6.4	6.4	6.0	5.3	5.5

*\*Rate per 1,000 live births*

*\*\*Rates based on fewer than 20 infant deaths are unstable and not reported*

## CAUSE OF DEATH

The deaths that occurred in 2016 are classified as either medical or external causes of death. Medical causes are further specified by particular disease entities. External causes are further specified by the nature of the injury. The CFR Board selects the cause of death category that allows the most information about the circumstances of the death to be recorded, with a focus on prevention. In 2016, the reviews were classified as follows: 16 (80%) were due to medical causes and 4 (20%) were due to external causes.

Deaths from medical causes are a result of a natural process such as disease, prematurity, or congenital defect. A death due to a medical cause can result from one of many serious health conditions. In 2016, there were 16 (80%) deaths that were classified as medical causes. Of the 16 deaths classified due to medical causes, 4 (25%) were due to premature births (<37 weeks).

Deaths from external causes are a result of injuries, either unintentional or intentional, or from the absence of such essentials as heat or oxygen. In 2016, there were 4 (20%) deaths that were classified as external causes.

Refer to Table 2 in the Appendix for more cause of death information.

### ***Infant Death Information***

Note: The information below is characteristic of a case and not the cause of death.

	2012	2013	2014	2015	2016	Total
<b>Deaths Reviewed</b>	11	6	11	10	9	47
<b>Premature (&lt;37 weeks)</b>	6	4	7	7	7	31
<b>Low Birth Weight (&lt;2500 grams)</b>	6	3	5	7	6	27
<b>Intrauterine Smoke Exposure</b>	7	3	3	2	2	17
<b>Intrauterine Alcohol Exposure</b>	0	0	0	0	0	0
<b>Intrauterine Drug Exposure</b>	0	0	1	0	1	2
<b>Late (&gt;6weeks) or No Prenatal Care</b>	0	0	2	0	0	2

*\*Columns do not add up to the total number of deaths because the factors are not mutually exclusive. Infants should not have a manner of death suicide, so this manner is not included in this table.*

## **CASE OVERVIEW**

All of the twenty child deaths that occurred in children living in Allen County in 2016 were reviewed by the CFR Board. The subcategories below break down the deaths by manner of death determined from the review.

### ***Natural Death***

A death by a natural cause is one that is primarily attributed to an illness or an internal malfunction of the body not directly influenced by external forces from violence or an accident.

In 2016, there were 16 (80%) child deaths that were determined to be caused by natural causes. Out of the 16 child deaths, 4 (25%) were due to prematurity, 3 (19%) were due to cancer, 4 (25%) were due to cardiovascular conditions, 1 (5%) was due to a congenital anomaly, 2 (13%) were due to other infection, and 2 (13%) were due to other medical conditions.

### ***Homicide***

Homicide is the deliberate and unlawful killing of one person by another also know as murder. Homicide can affect the health of others, such as loved ones including family and friends and the community.

In 2016, there was 1 (5%) child death that occurred due to homicide in Allen County. According to the National Center for Injury Prevention and Control, homicide was the fourth leading cause of death for children ages 1 to 17 years and accounted for 9% of the deaths in this age group in the United States in 2015. Homicide was the leading cause of death for African American children ages 10 to 17 years, accounting for 26%.

### ***Motor Vehicle Accidents***

Motor vehicle accidents occur when a vehicle collides with another vehicle, pedestrian, animal, road debris, or other stationary obstruction, such as a tree or pole.

In 2016, there were 3 (15%) child deaths that occurred due to motor vehicle accidents in Allen County. According to the National Center for Injury Prevention and Control, motor vehicle accidents accounted for 15% of the deaths in children and young people ages 0-17 years in the United States in 2014. Motor vehicle accidents are the leading cause of death for U.S. teens.

## ***Accidents/Undetermined***

### *Sudden Infant Death Syndrome*

Sudden Infant Death Syndrome (SIDS) is the sudden unexplained death of a child less than one year of age that cannot be explained after a thorough investigation is conducted, including a complete autopsy, examination of the death scene, and a review of the clinical history. Some of these sudden unexpected infant deaths are diagnosed as SIDS, while others are diagnosed as accidental suffocation, positional asphyxia, overlay (the obstruction of breathing caused by the weight of a person or animal lying on the infant) or undetermined. According to the Centers for Disease Control and Prevention, SIDS is the leading cause of death in infants 1 to 12 months old in the United States.

In 2016, there were 0 child deaths that occurred due to SIDS in Allen County. However, there was 1 (5%) death that was determined to be possible sudden unexplained infant deaths due to the investigation findings after the review was completed.

Allen County Public Health, Help Me Grow, Allen County Children Services, and many other organizations and agencies, provide education and resources as part of a coordinated safe sleep campaign.

### ***Preventable Deaths***

A child's death, occurring in the state of Ohio, is considered preventable if the community or an individual could reasonably have changed the circumstances that led to the death. The review process helps the CFR Board focus on a wide spectrum of factors that may have caused or contributed to the death. After these factors are identified, the board must decide which, if any, of the factors could reasonably have been changed. Cases are then deemed "probably preventable" or "probably not preventable".

Of the 2016 deaths, 5 (25%) were considered "probably preventable," 7 (35%) were considered "probably not preventable" and 8 (40%) could not be determined. In most cases, the CFR Board tries to reach a consensus on which deaths were "probably preventable" and which deaths were "probably not preventable".

Even if a particular death was deemed "probably not preventable," the CFR process is suited to identify gaps in care or any other issues regarding environmental factors that may have contributed to less than optimal quality of life for the children. For that reason, the CFR Board made recommendations and suggested changes even when the death was not deemed preventable.

## **TRENDS**

One of the goals for the CFR Board is to identify trends and patterns among child deaths that occurred in Allen County. Reviewing factors such as manner of death, age, race, gender, and preventability, for the five year period, 2012-2016, has shown some noticeable differences and similarities.

Some trends and differences worth noting include:

- The number of deaths increased in the current (2016) year compared to the previous (2015) year. The number of deaths has increased during the period, from 12 deaths in 2012, to 15 deaths in 2014 and 2015, and 20 deaths in 2016.
- Fifty-five percent (11) of deaths occurred within the first year of life in 2016, which is down from 67% (10 deaths) in 2015. The percentage decreased dramatically during the period, from 92% in 2012, 67% in 2013 and 2015, 73% in 2014, and 55% in 2016.
- Twenty percent (4) of deaths were due to prematurity in 2016. Prematurity has remained the highest cause of infant deaths in the last five years.
- Thirty-five percent (7) of deaths were African American in 2016. The percentage has increased slightly each year during the period, from 16% in 2012, 22% in 2013, 33% in 2014, and 35% in 2016.
- The percentage of African American child deaths (35%) in 2016 was higher than the percentage of the total African American population living in Allen County (12.5%) based on the United States Census data.
- The infant mortality rate throughout the last five years has decreased slightly in Allen County and has increased slightly in the state of Ohio.
- The male to female ratio among child deaths shows a slight change from 2012-2016 due to the high spike in male deaths in 2016. The percentage among males and females during those five years were 56% of deaths occurred among males and 44% of deaths occurred among females.
- There were no SIDS deaths recorded in 2012, 2014, 2015, and 2016. There was only 1 SIDS death recorded in the last five years, occurring in 2013.

Refer to Tables 1 and 2 in the Appendix for additional review information regarding trends for the 2012-2016 child deaths.

## **CONCLUSION**

The mission of the CFR Board is the prevention of child deaths in Allen County. The CFR Board treats each child's death as a tragic story, not a simple statistic. Many of these deaths are often sudden, unexpected, and shocking for both the family and the community. As the reviews about the circumstances of the deaths are compiled, certain risks to children become clear including, prematurity, low birth weight, and unsafe sleep environments.

This report summarizes the process of Allen County's CFR Board reviews of the child deaths that occurred in 2016 and the circumstances relating to the deaths. Multiple agencies attend the CFR Board meetings and provide various recommendations and share policies, practices, and programs provided by their agency that can have a positive impact in reducing the risks and improving the lives of children living in Allen County. The CFR Board encourages sharing this report with others who can influence changes to benefit children and prevent child deaths.

## **BOARD RECOMMENDATIONS**

At the conclusion of every case review, the Allen County CFR Board makes numerous recommendations for prevention and reduction in child deaths and shares their recommendations and findings with others in the community. The majority of recommendations are focused on increasing public awareness and educating the community on the importance of basic safety precautions, early prenatal care, and healthy lifestyle choices. Anyone in the community who comes in contact with families and women of child-bearing ages can help support the following recommendations.

### *Pregnancy Related*

- Increase education on premature labor warning signs and risk reduction
- Increase education on the importance of early prenatal care
- Increase support and education for healthy lifestyle choices before, during, and after pregnancy, including reducing use/exposure to tobacco before and during pregnancy
- Increase support for women to eliminate the use of alcohol and illicit drugs, especially during pregnancy

### *Parenting Related*

- Increase parenting skills, including supervision and caretaker decisions
- Increase safe sleep education using the ABC's of safe sleep – infants sleeping Alone in their bed, placed on their Back to sleep, in a safe, empty Crib

### *Community Resources/Support*

- Increase awareness of seat belt use while driving and teen driver education about distracted driving and maintaining safety in regards to speed
- Increase awareness and education on the misuse and abuse of prescription and illicit drugs and other substances
- Increase awareness and support of domestic violence and abuse counseling
- Increase awareness of the warning signs of suicide
- Increase awareness and support for grief counseling

The CFR Board recognizes the fact that obtaining the appropriate medical records in order to conduct a complete and thorough investigation can, at times, be challenging. Having the additional access to a mother's prenatal records has allowed the CFR Board to conduct a more extensive assessment of the factors involved with each death, particularly when those records are available and obtainable. The CFR Board also recognizes that due to variability of the deaths, it is very difficult to track what types of support parents receive after the death of a child. Working with various agencies within the community to provide the child's family with support services after their child's death, will allow the family to heal and gain closure. The CFR Board recognizes the importance of this type of support for families after a child's death.



## **PREVENTION INITIATIVES**

The mission of the CFR Board is to prevent child deaths. The CFR Board shares their recommendations and engages partners for action to occur within the community. The recommendations made by the CFR Board become initiatives when resources, priorities and authority come together to make change happen. Listed below are initiatives that are occurring in Allen County to help in the prevention of child deaths.

Childhood immunizations are available for uninsured and underinsured infants, children, and adolescents through the Vaccine for Children (VFC) Program through the Ohio Department of Health. Lima Memorial Health System and St. Rita's Medical Center provide a Tdap vaccination to all new mothers before leaving the hospital with their baby to prevent the spread of pertussis.

The Allen County Help Me Grow Program is a voluntary family support program for pregnant women or new parents. Help Me Grow promotes healthy growth and development for babies and young children. Parenting education and child development resources are provided to families to empower parents with skills, tools, and confidence to nurture the healthy growth of their children. A new screening tool was developed called relationship assessment tool. This tool is used to screen for domestic violence that may be occurring in the home. Along with screening for domestic violence, another tool was developed to screen for drug use in any family member in the home. Both of these screening tools have brought awareness to the issues and questions necessary to identify these issues to prevent and/or stop them from occurring in the future.

The Caring for Two Program is a neighborhood outreach program that provides services to African-American women of childbearing age to reduce the African-American infant mortality rate and low birth weight in all of Allen County. This program provides education to the mothers about how to live a healthy lifestyle during pregnancy and how to raise a healthy child through education, outreach, home visits, and referrals. Also provided, is a male involvement Caring for Two Program. This involves a male Community Health Worker providing resources to expecting fathers to help with completing their education, finding a job, and easing the concerns about the pregnancy and beyond. This is the fourteenth year for this program.

Infant safe sleep campaigns continue within the county. Allen County Public Health offers various safe sleep messages to families that receive services at the health department. Some examples include, posting information on social media websites, hanging posters in waiting rooms, and providing handouts to people participating in the Caring for Two Program and those receiving infant immunizations. The Cribs for Kids Program provides Pack 'n Plays to be distributed in the community to promote and provide safe sleep environments for infants in need. Along with providing the cribs, education on safe-sleep practices are discussed when families receive the Pack 'n Play. Allen County Children Services and Help Me Grow also provide safe sleep information.

The Ohio Department of Health and the Ohio Hospital Association are helping local hospitals to launch Ohio First Steps for Healthy Babies to encourage hospitals to promote, protect, and support breastfeeding. The goal of First Steps for Healthy Babies is to achieve optimal feeding outcomes and mother/baby bonding. Lima Memorial Hospital was recognized as a four-star hospital and St. Rita's Medical Center was recognized as a two-star hospital for the First Steps for Healthy Babies Program promoting and supporting breastfeeding. Along with the First Steps for Healthy Babies initiative, a breastfeeding coalition with representatives from multiple agencies in Allen County assisted area businesses in adopting breastfeeding policies in making their organization breastfeeding-friendly. To date, 19 area businesses have adopted a breastfeeding policy.

**APPENDIX**

**Table 1: Reviews of 2012-2016 Deaths by Year by Age, Gender, and Race**

	2012	2013	2014	2015	2016	Total	Percent
<b>Age</b>							
<24 hours	0	3	6	6	6	21	29%
1-28 days	6	1	4	1	2	14	20%
29-364 days	5	2	1	3	1	12	17%
1-4 years	0	1	2	1	4	8	11%
5-9 years	0	0	1	2	1	4	6%
10-14 years	0	1	1	1	4	7	10%
15-17 years	1	1	0	1	2	5	7%
<b>Total</b>	12	9	15	15	20	71	100%
<b>Gender</b>							
Male	9	4	4	9	14	40	56%
Female	3	5	11	6	6	31	44%
<b>Total</b>	12	9	15	15	20	71	100%
<b>Race</b>							
White	8	6	7	10	12	43	61%
African American	2	2	5	4	7	20	28%
Other	2	1	3	1	1	8	11%
<b>Total</b>	12	9	15	15	20	71	100%

**Table 2: Reviews of 2012-2016 Deaths by Year by Cause, Circumstances, and Preventability**

	2012	2013	2014	2015	2016	Total	Percent
<b>Medical Causes</b>							
Prematurity	6	3	6	5	4	24	34%
Neurological	0	1	1	1	0	3	4%
SIDS	0	1	0	0	0	1	1%
Cancer	0	0	0	0	3	3	4%
Cardiovascular	0	0	1	0	4	5	7%
Congenital Anomaly	0	1	1	0	1	3	4%
Pneumonia	2	1	0	1	0	4	6%
Other Infection	0	0	1	0	2	3	4%
Other Perinatal Condition	1	0	0	0	0	1	1%
Other Medical	3	0	3	3	2	11	16%
Undetermined	0	1	0	0	0	1	1%
<b>External Causes</b>							
Homicide	0	0	0	1	1	2	3%
Suicide	0	0	0	1	0	1	1%
Other Injuries	0	1	2	3	3	9	14%
<b>Total</b>	12	9	15	15	20	71	100%
<b>Preventability</b>							
Probably Preventable	7	2	6	4	5	24	34%
Probably Not Preventable	4	3	4	5	7	23	32%
Could Not be Determined	1	4	5	6	8	24	34%
<b>Total</b>	12	9	15	15	20	71	100%